

Monday 25th January 2021

Good morning!

Here is a timetable for the work for today. There is a task set for each subject. You can either print out the sheets at home or write them out and complete on paper. Some tasks may involve purple mash, spelling shed or times table rock-stars (your log ins are in the back of your reading record).

Remember to date and put the LO each piece of work ready for me to collect from you, when we return. I will expect each piece to be completed- and your best work! If you have any questions, you can email me at hannah.lupton@fishwick.lancs.sch.uk – I will be online during normal school hours!

Spelling	<p><b>LO: The prefix over</b></p> <p>We are looking at the rule of the prefix over</p> <p><b>Task 1</b> Look at the words- what do you think the prefix 'over' means? How does it change the word?</p> <p><b>Task 2</b> Log onto spelling shed (your log in details are in the back of your reading record). Play the spelling games with these prefixes.</p> <p><b>Task 3</b> You can also play some of the other spelling word games.</p>	<ul style="list-style-type: none"><li>• overbalance</li><li>• overthrow</li><li>• overturned</li><li>• overcoat</li><li>• overslept</li><li>• overcook</li><li>• overpaid</li><li>• overreact</li><li>• overtired</li><li>• overlooked</li></ul>
Free reading	<p><b>LO: To read for pleasure</b></p> <p>Read a chapter of your book.</p>	Read for about 20 minutes. We will be doing tasks in the week.
Guided Reading	<p>We are going to look at a text together on TEAMS.</p> <p>You will then answer the questions independently.</p>	<p><b>The questions can be found on TEAMS.</b></p> <ul style="list-style-type: none"><li>• <b>Go into the Neptune class team</b></li><li>• <b>Go to files</b></li><li>• <b>Find Guided read folder and click on it.</b></li><li>• <b>Find your folder and click on it</b></li><li>• <b>Find the Mountain Lions week 2 and click on it.</b></li><li>• <b>Fill in the table with your answers</b> <b>It saves automatically so just press the word CLOSE in the top right corner when you have finished.</b></li></ul>

<p><b>English/ SPAG/ handwriting</b></p>	<p><b>LO: To identify subject and object</b></p> <p>In your best joined up handwriting, copy the sentences out. Then circle the subject and underline the object</p>	<p>Use the subject and object resource at the bottom.</p> <p>1= DL, AK, LD, BN, IW, HK, EP</p> <p>2= GB, LW, WB, HM, MU, KG, DC</p> <p>3. MS, SY, RP</p> <p>Send me a picture using 2email on purplemash.</p>
<p>Maths</p>	<p><b>LO: To identify lines of symmetry in shapes</b></p> <p>Remember- some shapes have more than one line of symmetry!</p>	<p>Complete the activity below- do you spot a pattern? You may need to draw the shapes carefully with a ruler.</p> <p>Send me a picture of your worksheet activities on paper through 2email on purplemash</p> <p>There is a 2do on purplemash called lines of symmetry.</p>
<p>Arithmetic</p>	<p><b>LO: To practice my times tables.</b> Please practise your time tables using Times Table Rockstars.</p>	
<p>Science</p>	<p><b>LO: To know how animals adapt to cold climates.</b></p> <p><b>Task 1</b> Use this link to an online lesson: <a href="https://classroom.thenational.academy/lessons/how-are-organisms-adapted-to-cold-environments-c9h3ac">https://classroom.thenational.academy/lessons/how-are-organisms-adapted-to-cold-environments-c9h3ac</a> You will need to:</p> <ul style="list-style-type: none"> <li>• Do the introductory quiz</li> <li>• Watch the video and complete any tasks</li> <li>• Complete the final quiz</li> </ul>	<p><b>Task 2</b> Use the 2do on purplemash called 'adaptations to tundra' and complete the task.</p> <p>Talk about at least 2 animals.</p>
<p>PE</p>	<p><b>LO: To be active</b> Try some PE with Joe- don't give up!! <a href="https://www.youtube.com/watch?v=BDi_gyoBrHms">https://www.youtube.com/watch?v=BDi_gyoBrHms</a></p>	

## English/SPAG

### Group 3

Circle the subject and underline the object.

1. The boys danced to the song.
2. The lady opened the door.
3. He drove into town.
4. James climbed the hill.
5. The teacher spoke to the class.
6. Lucy washed the dishes.
7. The man watched the boats.
8. They opened their presents.
9. Chris ate an apple.
10. Jane looked in the fridge.

### Group 2

Circle the subject and underline the object.

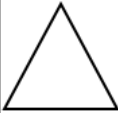

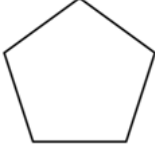


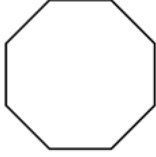

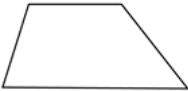
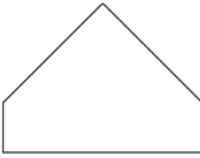
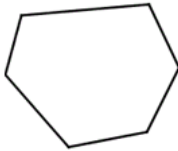
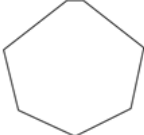
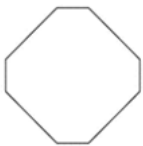
1. The boys danced to the brilliant song.
2. The lady broke the door down.
3. They all got into the car.
4. James slowly climbed the steep hill.
5. The teacher stopped the class with a shout.
6. Lucy spent the afternoon practising ballet.
7. The man watched the boats in the harbour.
8. The brothers ripped open their presents.
9. Chris jumped off the diving board.
10. The fireman fought the fire.

### Group 1

Circle the subject and underline the object.

1. The excited boys danced all night to the brilliant song.
2. The old lady broke the door down violently.
3. First, they all got in the car and sat down.
4. James, looking up nervously, slowly climbed the steep hill.
5. The teacher stopped the class with a shout.
6. Lucy spent the whole afternoon practising ballet.
7. The quiet man watched the sailing boats in the calm harbour.
8. The brothers ripped open their presents with excitement.
9. Chris expertly jumped off the highest diving board.
10. The brave fireman frantically fought the fire.

# Maths

+						
Regular polygons						
Number of sides						
Number of lines of symmetry						
Irregular polygons						
Number of sides						